HONSUN
Aim for Health

上海鹿得集团有限公司
SHANGHAI HONSUN GROUP LIMITED

New Product Introduction

Model: LD-752

CATALOGUE

Talking Automatic Blood Pressure Monitor:LD-752

- **Available in the Market**
- **Main Components**
- **Key Features**
- Appearance features
- Function features
- **Technical Parameters**
- **Product Configuration**
- Standard configuration
- Optional configuration
- **Quality Assurance**

Available in the Market

Model: LD-752

Available in the Market:
Sep, 2016

General Overview for Features

- ↗ Large LCD display
- ↗ Two users with 90 sets of memory each
- ↗ WHO blood pressure classification indication
- ↗ IHB detectable
- ↗ Date & time display
- ↗ Error and Low Battery Information
- ↗ Automatic power off after 1 minute of no operation

Main Components



Appearance Features

Large LCD



Main Body Size:

66 (L)×70 (W)×30(H)mm

LCD Size:

42(L)×37(W)mm

Function Features

Memory Recall

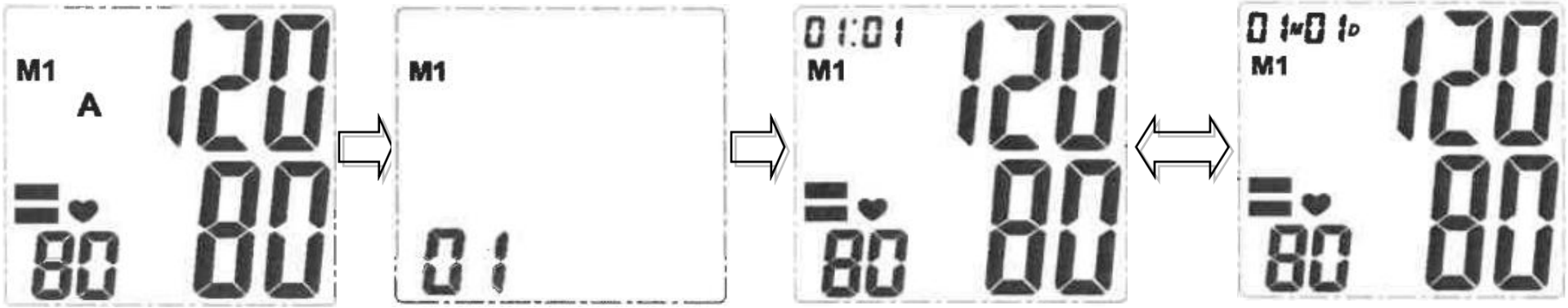

When a measurement is finished or the device is on stand by Press button ‘M1’ or ‘M2’, the display will show the average value of the latest 3 readings.

Press again, the display will show ‘01’, which means the latest reading, then turns to another screen to show readings and measuring time.

Function Features

Memory Clearance

When a measurement is finished or when the device is on stand by, hold down button ‘M1’ or ‘M2’ for at least 3 seconds, the display will show ‘CLR’ which means the stored reading for ‘M1’ or ‘M2’ are removed.

Function Features

WHO Indication

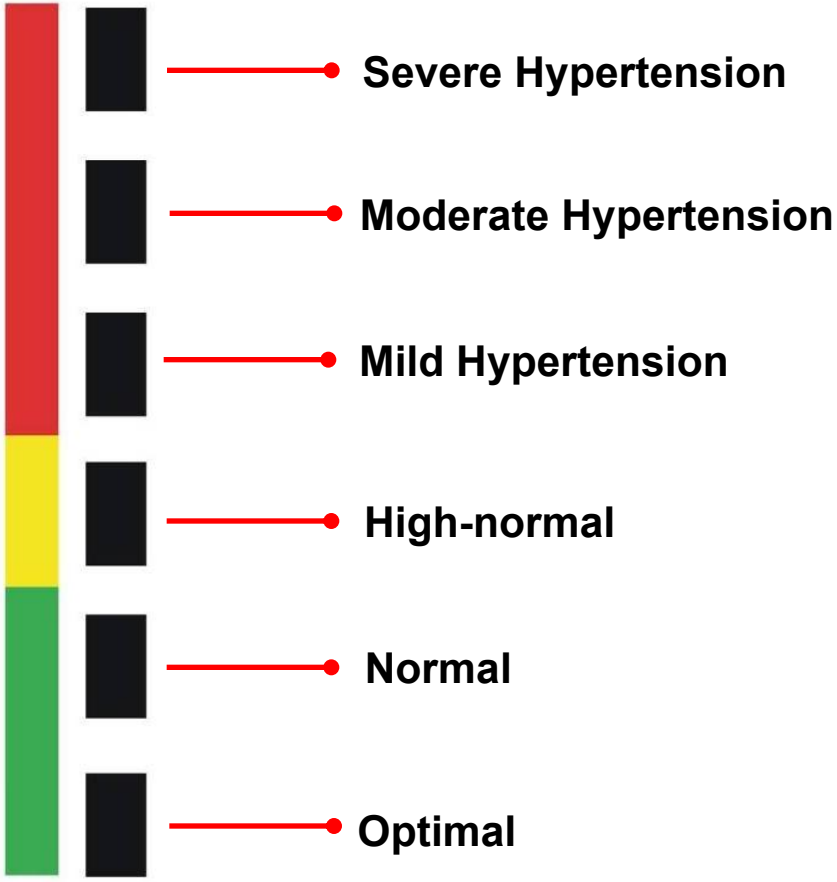

Grade	Sys.	Dia.
Optimal	＜120mmHg	＜80mmHg
Normal	120～129mmHg	80～84mmHg
High-normal	130～139mmHg	85～89mmHg
Mild Hypertension	140～159mmHg	90～99mmHg
Moderate Hypertension	160～179mmHg	100～109mmHg
Severe Hypertension	≥180mmHg	≥110mmHg

Function Features

Average and IHB Detection

A

This monitor can check the average for the latest 3 readings

This monitor also provides the

Irregular Heartbeat Detection.

NOTE ①: Be Relaxed & Don't Talk during Measurement!

NOTE ②: We recommend contacting your physician if you see this'IHB'indicator frequently.

Function Features

Date/Time Setting

Date/Time function records exactly when the user take the measurement so as for a better diagnosis.

When the device is connected to power supply, Press and hold the button ‘M1’, then press the button ‘ ⏻ ’ , and the year number flashes.

Press button ‘M1’,or ‘M2’ to subtract or add the number, and press button ‘ ⏻ ’ for confirmation. When the year setup is finished, the month number will flash automatically. Please follow the same instruction as above to set month, date and time.

Technical Parameters

Measuring Method	Oscillometry
Measuring Range	40 to 180mmHg(DIA) 60 to 260mmHg(SYS)
	40 to 160 beats/minute (pulse rate)
Measuring Accuracy	± 3 mmHg for static pressure
	± 5% of the reading for the pulse rate
Inflation	Automatic by the pump
Rapid Deflation	Automatic electronic valve
Power Source	2 “AAA”×1.5V
Memory	2 x90 sets of memories
Operation Temperature and Humidity	+ 10℃ to + 40℃, 85% and below
Storage Temperature and Humidity	-20℃ to + 50℃, 85% and below
Cuff Size	Applicable for wrist circumference 12.5~20.5 cm
Monitor Size	66 (L) ×70 (W) × 30 (H) mm
Weight	Approximately 110g without batteries

Product Configuration

Standard Configuration

1. Main Unite (Fig.1):1PCS
2. Storage case (Fig.2):1PCS
3. Instruction manual (Fig.3) :1PCS
4. Gift box (Fig.4):1PCS

图.1

图.2

图.3

Optional Configuration

2×AAA Batteries(Fig.5)

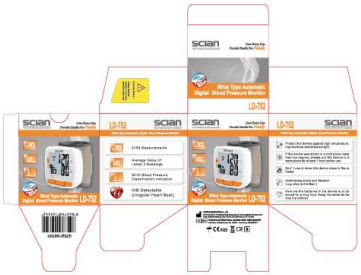

图.4

图.5

Quality Assurance

TÜV SÜD ISO 13485:2003

CE 0123

We claim

2 YEARS WARRANTY

since the date of purchase.

- The quality system passed ISO 13485:2003 and the product passed CE0123.
- More than 8000 subjects are tested carefully during debugging the core algorithm.